

# Safeguarding Performance Report

**Social Services**

1<sup>st</sup> April 2019 to  
31<sup>st</sup> March 2020



Cyngor Bwrdeistref Sirol

**Blaenau Gwent**

County Borough Council

# 00 | Table of Contents

00

Foreword  
Community Profile - Demographics

01

Referrals to Social  
Services

Number of referrals received by social services (on new and closed cases)  
Percentage of referrals received by source  
Additional Multi Agency Referrals (on open cases)  
Referrals from Youth Services

02

Child Protection

Number of children on the Child Protection Register  
Child Protection Register Summary  
Categories of Abuse  
Age Breakdown  
Average Length of Time on Register  
Child Protection Conferences  
Initial Child Protection Conferences  
Review Child Protection Conferences

## **Purpose of the report**

The purpose of this report is to provide safeguarding information that is recorded by Social Services and Education.

Monitoring and reporting systems are well-developed to ensure the department is able to track information and evidences that the safeguarding agenda remains a priority for the local authority.

Performance information is collated from Social Services and Education information systems which identifies activity, demands and trends of data. This includes a number of items that are statutory requirements as part of the Welsh Government Performance Framework.

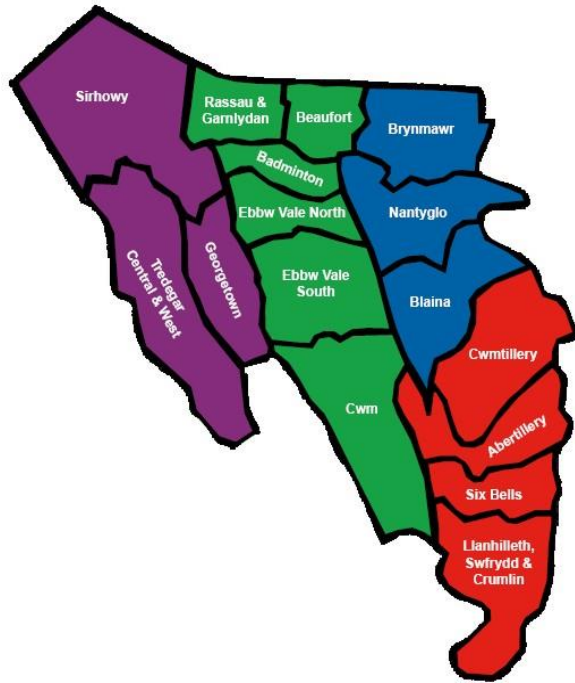
The report includes information on the following:

- Referrals received and their outcomes
- Children who are being safeguarded and analysis
- Quality assurance arrangements with education settings
- Broader issues within education that impact upon safeguarding

This report will be shared with Senior Management Teams within Social Services and Education and presented to the Safeguarding Scrutiny Committee for Social Services, Education and Active Living.

# 00 | Community Profile - Demographics

## Community Profile



- 47% of Blaenau Gwent's local areas are amongst the top 20% deprived areas in Wales. (Welsh Index of Multiple Deprivation 2014)
- The proportion of benefit claimants amongst people of working age was higher in Blaenau Gwent than the proportion across the comparable authorities (working-age client group – key benefit claimants August 2014 - 23.2% in Blaenau Gwent compared to all Wales level of 16.4%)

- The total rate of Blaenau Gwent's recorded offence levels was higher than comparative areas. For the year ending December 2014 Police recorded crimes - 76.89 crimes per thousand population in Blaenau Gwent compared to its most similar group of areas average (as defined by the Home Office) of 69.03 per thousand population.
- Total Population: 69,713 Number of 0 – 17 year olds: **13,607** (2018 Population Estimates)
- Number of Open cases to Children's Social Services as at 30<sup>th</sup> June 2019: **971**
- Number of pupils attending primary schools: **5,849**
- Number of pupils attending secondary schools: **2,962**

Fig: 1.1 Number of referrals received by Social Services

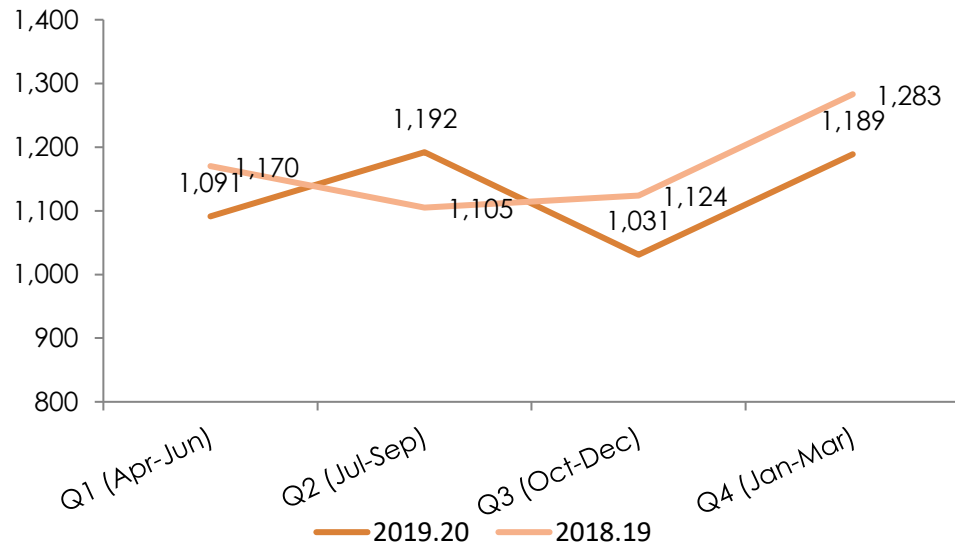
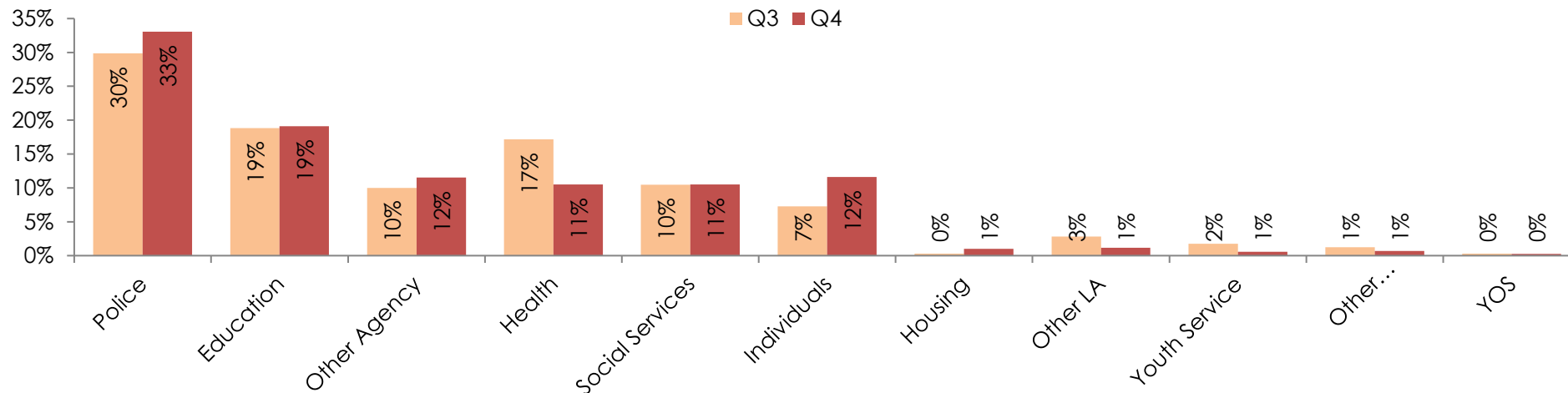


Fig: 1.2 Number and Percentage of Referrals by Source (19.20)

	Q1	Q2	Q3	Q4	Annual	%
Police	334	399	308	393	1,434	32%
Education	196	154	194	227	771	17%
Other Agency	107	141	103	137	488	11%
Health	154	170	177	125	626	14%
Social Services	114	146	108	125	493	11%
Individuals	138	125	75	138	476	11%
Housing	18	8	3	12	41	1%
Other LA	11	36	29	14	90	2%
Youth Service	18	10	18	7	53	1%
Other Departments	1	2	13	8	24	1%
YOS	0	1	3	3	7	0%
<b>Total</b>	<b>1,091</b>	<b>1,192</b>	<b>1,031</b>	<b>1,189</b>	<b>4,503</b>	<b>100%</b>

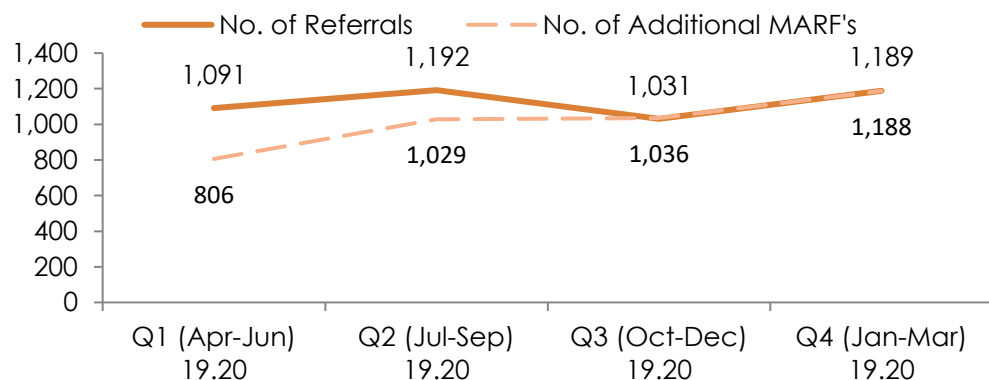
# 01 | Referrals to Social Services

Graph showing the source of referrals and the percentage

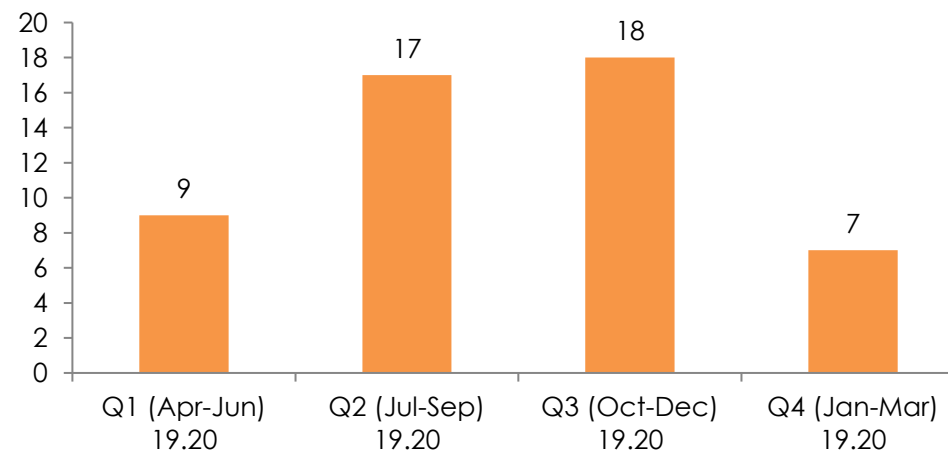


**Fig: 1.3 Multi-agency referral forms (MARF's) received on open**

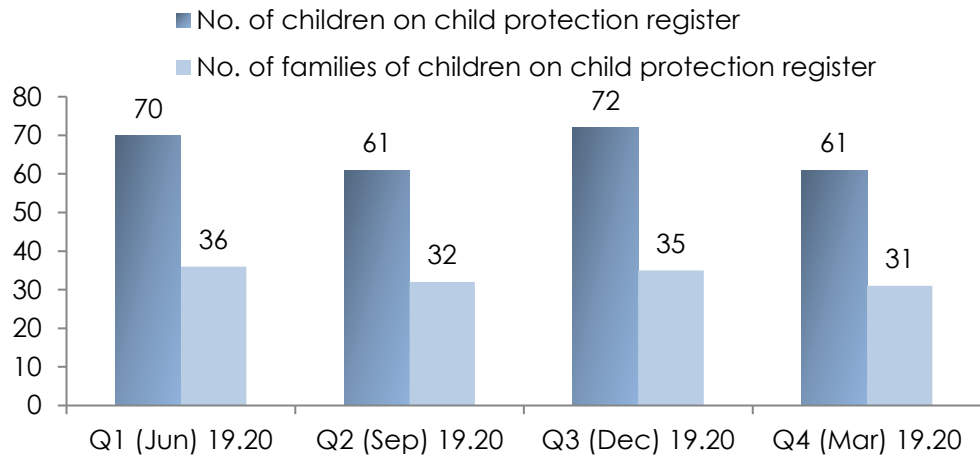
**cases**



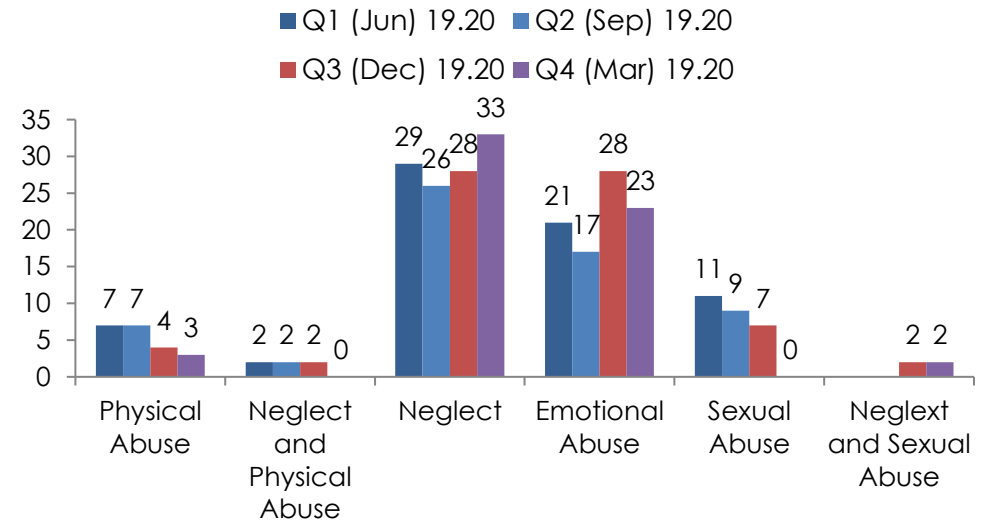
**Fig: 1.4 Referrals received from Youth Services**



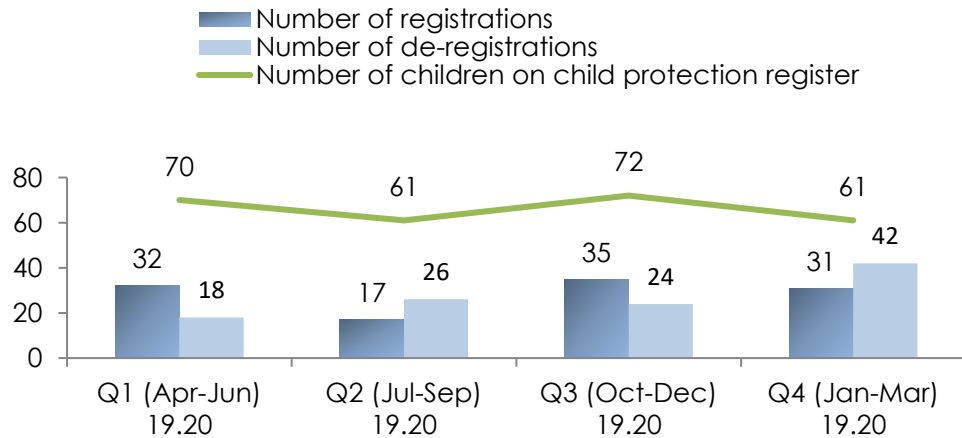
**Fig 2.1 Children on the Child Protection Register**



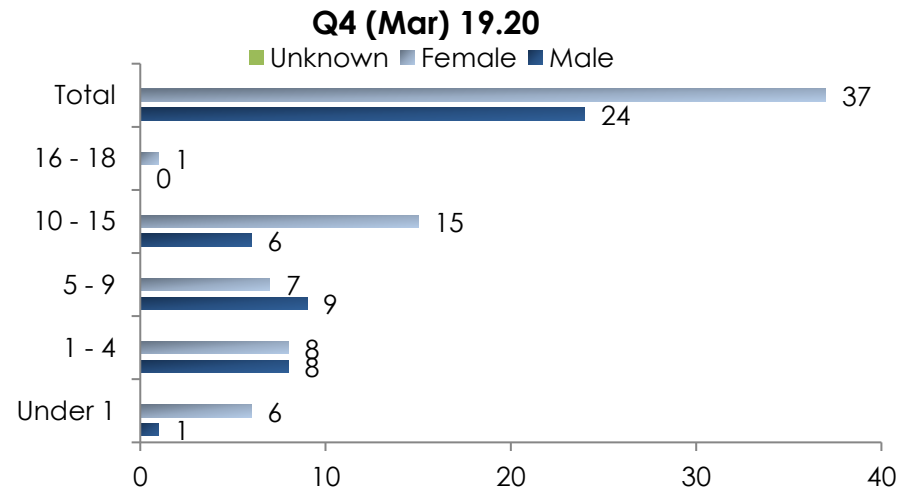
**Fig 2.3 Categories of abuse**



**Fig 2.2 Child Protection Register Summary**

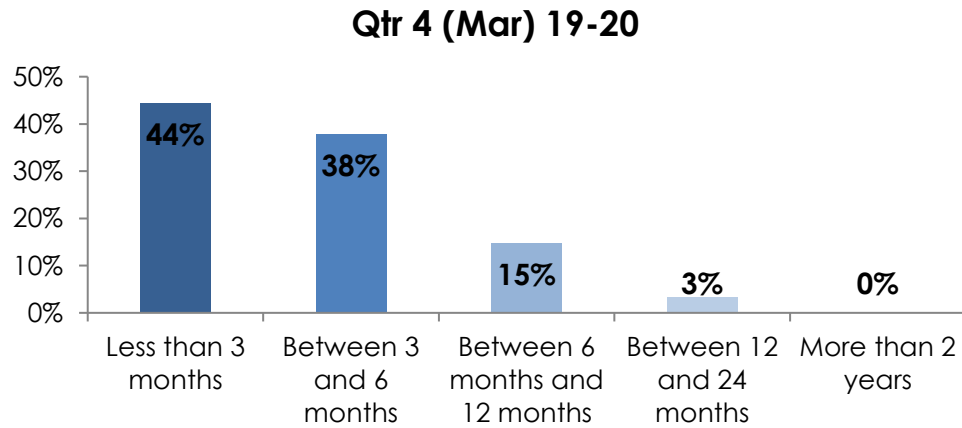


**Fig 2.4 Age Breakdown of children on child protection register**



# 02 | Child Protection Register

**Fig 2.5 Average length of time on register**



*Table showing the breakdown of children on the child protection register over the last 12 months*

	Q1 (Jun) 19.20	Q2 (Sep) 19.20	Q3 (Dec) 19.20	Q4 (Mar) 19.20
Less than 3 months	31	13	31	27
Between 3 and 6 months	8	26	10	23
Between 6 months and 12 months	27	15	24	9
Between 12 and 24 months	3	6	6	2
More than 2 years	1	1	0	0
	<b>70</b>	<b>61</b>	<b>71</b>	<b>61</b>



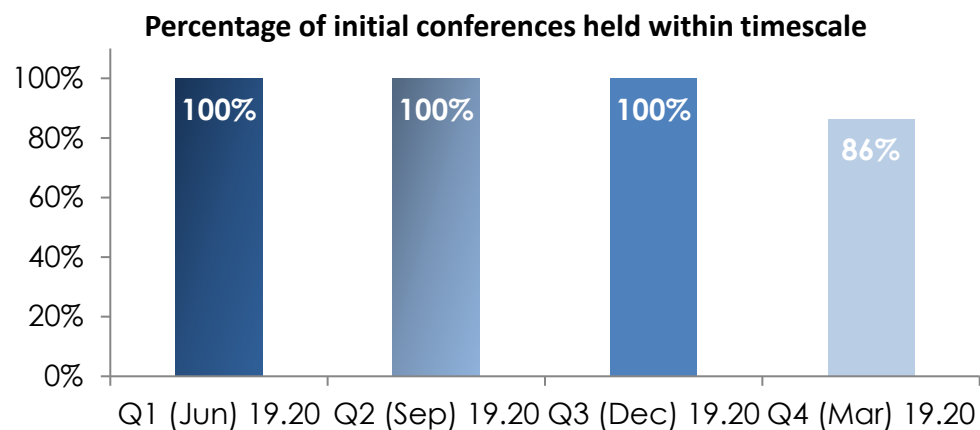
Fig 2.6: Child Protection Conferences

	Q1 (Jun) 19.20		Q2 (Sep) 19.20		Q3 (Dec) 19.20		Q4 (Mar) 19.20	
	No.	%	No.	%	No.	%	No.	%
<b>Conferences Held</b>								
Initial Conferences	30	45%	14	20%	39	48%	25	27%
No. of Families	16		8		17		15	
Review Conferences	36	55%	56	80%	43	52%	66	73%
No. of Families	23		28		24		33	

<b>Initial Child Protection Conferences</b>	<b>30</b>		<b>14</b>		<b>39</b>		<b>25</b>	
<i>Outcome:</i>								
Registered	26	87%	14	100%	32	82%	22	88%
Registered at birth	1	3%	0	0%	0	0%	2	8%
Not registered	3	10%	0	0%	7	18%	1	4%

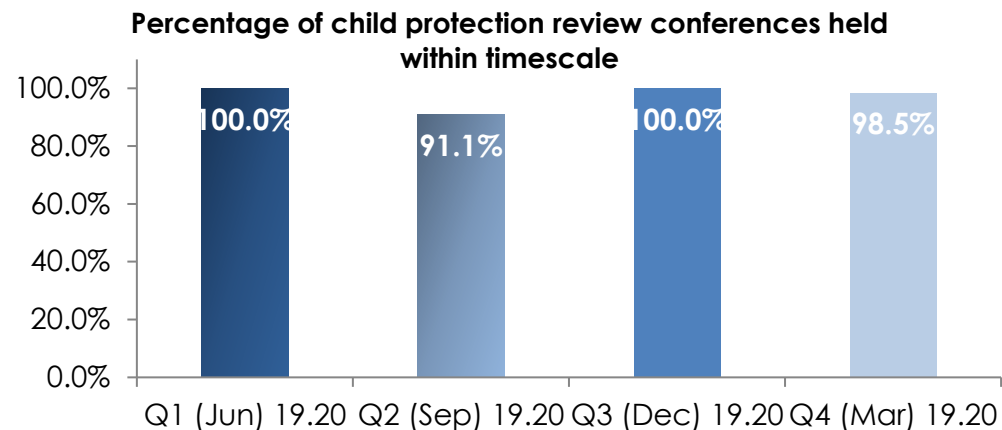
<b>Review Child Protection Conferences</b>	<b>36</b>		<b>56</b>		<b>43</b>		<b>66</b>	
<i>Outcome:</i>								
Continue with registration	19	53%	32	57%	19	44%	26	39%
Cease registration	17	47%	24	43%	24	56%	40	61%

Fig 2.7 Initial Child Protection Conferences



	Q1 (Jun) 19.20	Q2 (Sep) 19.20	Q3 (Dec) 19.20	Q4 (Mar) 19.20	Annual 19.20
Number of initial conferences held	28	14	39	22	103
Number of initial conferences held within 15 working days of the strategy discussion	28	14	39	19	100
Percentage of initial conferences held within timescale	100%	100%	100%	86%	97%

Fig: 2.8 Child Protection Review Conferences



	Q1 (Jun) 19.20	Q2 (Sep) 19.20	Q3 (Dec) 19.20	Q4 (Mar) 19.20	Annual 19.20
Number of Review Child Protection Conferences held	36	56	43	66	201
Number of Review Child Protection Conferences held within timescale	36	51	43	65	195
Percentage of Review Child Protection Conferences held within timescale	100.0%	91.1%	100.0%	98.5%	97%